

Module 1

Lesson 8

PowerPoint Pro 3.0:

Duplicating Objects and Using Default Shapes to Accelerate Slide Creation

Current Valuation

Jaguar is Significantly Undervalued at Its Current Share Price

- Over the past year, Jaguar's share price has ranged between \$131.51 and \$186.42, recently falling by 25% after its Q2 earnings announcement
- The Comparable Public Companies, Precedent Transactions, and a Discounted Cash Flow (DCF) analysis based on management numbers point to a company undervalued by at least 30%

Strategic Alternatives

Equity / Debt Issuances and Add-On Acquisitions Are Not Ideal

- Jaguar's Debt / Total Capital is nearly 50% following the GW Pharma acquisition, and issuing Equity near the 52-week-low share price would create significant dilution
- Given Jaguar's Cash balance and the constraints above, smaller deals may be viable, but nothing that would substantially change the company's short-term valuation

Outline for This Lesson

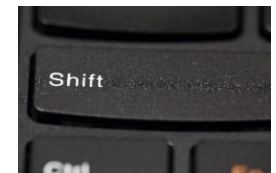
- 1. Duplicating Objects:** Several methods to copy and paste Shapes, Textboxes, and Lines efficiently **1:06**
- 2. Default Shapes:** How to create “templates” for Lines, Textboxes, and Shapes when you insert new ones **5:13**
- 3. Your Exercise:** Create the last 2 segments of the “Executive Summary” slide by using these tips for duplicating objects **12:40**

Duplicating Objects

- **Task:** Sometimes, you need to **recreate specific layouts** or add rows, columns, or sections on a slide
- **One Option:** Use the Ctrl + C and Ctrl + V shortcuts
- **But:** There are *slightly faster* and *better* options
- **Faster Methods:** These shortcuts:
 - **Ctrl + D:** Duplicate Object(s)
 - **Ctrl + Shift + Drag:** Duplicate Object(s) in Place

Management Forecast⁽¹⁾

- \$1.3 billion in FY 25
- \$2.5 billion in FY 27
- \$0.7 billion in FY 25
- \$0.5 billion in FY 30
- \$4.6 billion (7%)
- 44% falling to 39%



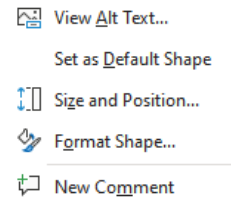
Duplicating Objects

- **Ctrl + D:** The advantage here is **fewer keystrokes** – just 2 rather than 4 for the normal Copy/Paste sequence
- **Huge Difference:** No, but when you enter these commands hundreds of times per day, small savings add up
- **Ctrl + Shift + Drag:** The advantage is **positioning** because the objects start moving from their *current position* and stay *locked in place* as you move them
- **Huge Difference:** No, not really vs. Copy/Paste and Shift + Drag, but it is a bit faster – and small savings add up



Default Shapes

- You can set “**default**” styles for Shapes, Lines, and Textboxes
 - **Right Mouse Button + D:** Set Default Shape/Line/Textbox
- **Effect:** Whenever you insert a *new* Shape, Line, or Textbox, it will use the default style you’ve set (stored separately for each type)
- **Limitations:**
 1. Only copies formatting for **the first line of text**
 2. Only **one style per Shape/Line/Textbox** at once
 3. Defaults apply only to your *current file* and **do not save**
 4. You can’t **reset** an Object to its original styles without closing/opening the file
 5. It’s not always clear what’s a Shape and what’s a Textbox!



Consensus Forecast⁽²⁾



Default Shapes

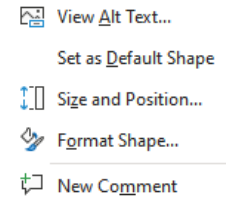
- **So:** The “Spider-Man principle” applies here:



- **Default Shapes** can be useful in *limited quantities*, but they won't solve all your problems (and sometimes, it's easier just to copy/paste slides and shapes)

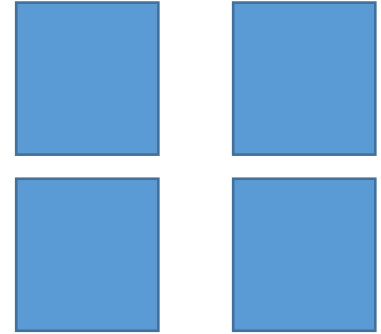
Your Exercise: The “Executive Summary” Slide






- **TASK 1:** Set a Default Line, Default Shape, and Default Textbox based on the most common formats (if necessary, change some to Shapes or Textboxes if they’re incorrect right now)
- **TASK 2:** Use “Duplicate Shapes” to create the next 2 sections below the “Current Valuation” one, including the additional dashed line
- **DO NOT WORRY ABOUT:** Pasting in the correct text or re-typing it; we’ll fix this off-screen before the next lesson



Recap and Summary

- 1. Duplicating Objects:** Several methods to copy and paste Shapes, Textboxes, and Lines efficiently
- 2. Default Shapes:** How to create “templates” for Lines, Textboxes, and Shapes when you insert new ones
- 3. Your Exercise:** Create the last 2 segments of the “Executive Summary” slide by using these tips for duplicating objects



-  View Alt Text...
-  Set as Default Shape
-  Size and Position...
-  Format Shape...
-  New Comment

